

# CHICAGO


The CHICAGO collection features a restful looking stone pattern with a nebulous appearance, where one shade merges into the next, lending it a chic modern appearance.

It comes in a choice of three natural looking shades —Cloud, Road and Mocha— in a wide variety of formats —100x275 cm, 100x180 cm, 100x100 cm, 50x100 cm, 60x120 cm and 90x90 cm— and a Shaped, Natural or Antislip finish. The collection also features a 50x150 cm model, made with brand new 4D WALL technology, conceived to bring an added natural appeal to living spaces, thanks to its size and unparalleled Shaped finish.



COLOURS


CLOUD



ROAD



MOCHA



FINISHES

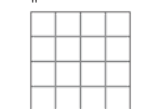


FORMATS

Special Pieces

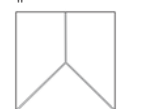
D. MOSAIC

30x30 cm  
11.8x11.8 "

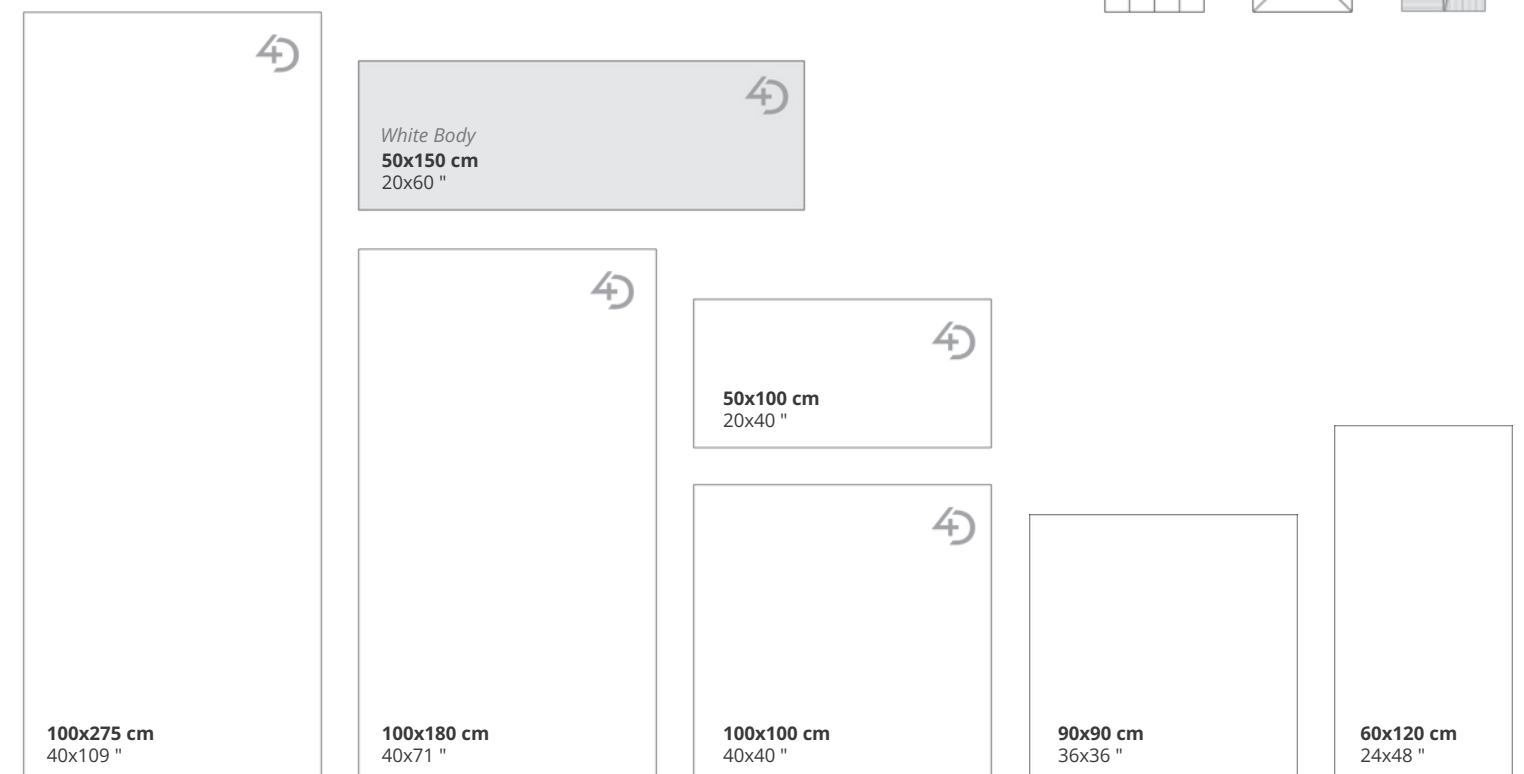


D. MIX

30x30 cm  
11.8x11.8 "



D. GEO  
White Body  
25x25 cm  
9.8x9.8 "





■ CHICAGO ROAD SP/100X275/R ■ CHICAGO ROAD SP/100X100/R



CHICAGO ROAD SP



■ CHICAGO MOCHA SP/100X180/R & CHICAGO MOCHA SP/100X275/R ■ GROW PORTO SP/24X151/R



■ CHICAGO CLOUD SP/50X150/R ■ CHICAGO CLOUD SP/100X100/R



■ CHICAGO CLOUD DECOR SP/50X150/R



CHICAGO CLOUD 100X100X2/A/R



PATTERNS VARIETY

CHICAGO MOCHA 60x120 cm FORMAT

### TECHNICAL DATA

	DIN 51130	DIN 51097	UNE-41901 EX	BS 7976-2 (PTV)	ANSI A137.1 (DCOF)
Shaped (SP)	-	-	Class 1	-	>0,42
Natural (NT)	R10	A + B	Class 2	+36 Wet	>0,42
Antislip (A)	R11	A + B + C	Class 3	+36 Wet	>0,42

### FORMATS

		Porcelain 4D				Porcelain		White Body 4D	
		100x275 cm 40x109 "	100x180 cm 40x71 "	100x100 cm 40x40 "	50x100 cm 20x40 "	60x120 cm 24x48 "	90x90 cm 36x36 "	50x150 cm 20x60 "	50x150 cm 20x60 " DECOR
Thickness	Espesor	6 mm		8 mm / 20 mm*		20 mm		9 mm	
Patterns	Gráficas	10		10		10		20	
Shade variation	Destonificación	V1		V1		V1		V1	
CLOUD	Shaped (SP)	35936 M90	31758 M94	31824 M93	-	-	-	31967 M105	31971 M106
	Natural (NT)	-	-	-	-	31767 M101	31883 M102	-	-
	Antislip (A)	-	-	36389* M113	36803 M115	-	31887 M81	-	-
ROAD	Shaped (SP)	36618 M90	31759 M94	31827 M93	-	-	-	31969 M105	31974 M106
	Natural (NT)	-	-	-	-	31769 M101	31886 M102	-	-
	Antislip (A)	-	-	36392* M113	36806 M115	-	31888 M81	-	-
MOCHA	Shaped (SP)	36619 M90	31820 M94	31825 M93	-	-	-	31968 M105	31972 M106
	Natural (NT)	-	-	-	-	31821 M101	31884 M102	-	-
	Antislip (A)	-	-	36390* M113	36804 M115	-	31889 M81	-	-

### COMPLEMENTARY PIECES

#### S.K.I. S.K.D.

	8x30 cm 3.1x11.8 "
Shaped (SP)	U53
Natural (NT)	U53
Antislip (A)	U53

#### SKIRTING

	8x100 cm 3.1x39.4 "	8x90 cm 3.1x35.4 "	8x60 cm 3.1x23.6 "
Shaped (SP)	U45	-	-
Natural (NT)	-	U44	U35
Antislip (A)	-	U44	-

#### STAIR TREADS




	TECHNICAL (PT)	SEAMLESS (PL/18)				
	1A ***	30x180 cm 11.8x70.8 "	30x120 cm 11.8x47.2 "	30x100 cm 11.8x39.4 "	30x90 cm 11.8x35.4 "	30x60 cm 11.8x23.6 "
Shaped (SP)	-	U90	-	U74	-	-
Natural (NT)	-	-	U75	-	U76	U54
Antislip (A)	-	-	-	-	U76	-

\*\*\* When thickness is 6 mm, A = 18 mm; when 8 mm, then A = 24 mm; when 9 mm, then A = 27 mm..

## SPECIAL PIECES




Porcelain (9 mm)

**D. MOSAIC** 30x30 cm 11.8x11.8 "

	<b>CLOUD</b>	Natural (NT)	<b>32200</b> U36
	<b>ROAD</b>	Natural (NT)	<b>32201</b> U36
	<b>MOCHA</b>	Natural (NT)	<b>32202</b> U36

White Body (7,5 mm)

**\* D. GEO** 25x25 cm 9.8x9.8 "

	<b>CLOUD</b>	Shaped (SP)	<b>32195</b> U58
	<b>ROAD</b>	Shaped (SP)	<b>32196</b> U58
	<b>MOCHA</b>	Shaped (SP)	<b>32197</b> U58

\* Only suitable for wall installations.

Porcelain

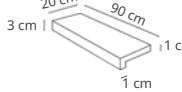
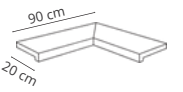
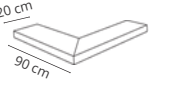
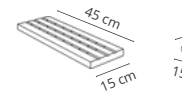
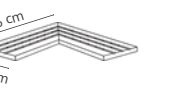
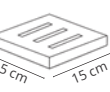
**\*\*D. MIX** 30x30 cm 11.8x11.8 "


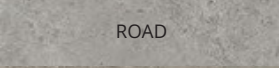
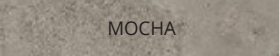
	DUAL WHITE Natural (NT) GROW KALUA Shaped (SP) CHICAGO MOCHA Natural (NT)	<b>32072</b> U55
---	---	---------------------

\*\* Random colour position

## POOL PIECES

Porcelain

					
<b>P.V.</b> (POOL COPING) <b>20x90x1 cm</b> 8x35.4x0.4 " <b>32228</b> U81	<b>ANG.P.V.</b> (POOL COPING INTERNAL CORNER) <b>90x90x1 cm</b> 35.4x35.4x0.4 " <b>32232</b> U75	<b>E.P.V.</b> (POOL COPING EXTERNAL CORNER) <b>90x90x1 cm</b> 35.4x35.4x0.4 " <b>32236</b> U75	<b>REJ.</b> (DRAINAGE GRATE) <b>15x45x2,3 cm</b> 6x17.7x0.9 " <b>32240</b> U54	<b>ANG.REJ.</b> (ANGLE CORNER DRAINAGE GRATE) <b>45x45x2,3 cm</b> 17.7x17.7x0.9 " <b>32244</b> U75	<b>T.REJ.</b> (SQUARE CORNER DRAINAGE GRATE) <b>15x15x2,3 cm</b> 6x6x0.9 " <b>32248</b> U71

	Antislip (A)	<b>32228</b> U81	<b>32232</b> U75	<b>32236</b> U75	<b>32240</b> U54	<b>32244</b> U75	<b>32248</b> U71
	Antislip (A)	<b>32229</b> U81	<b>32233</b> U75	<b>32237</b> U75	<b>32241</b> U54	<b>32245</b> U75	<b>32249</b> U71
	Antislip (A)	<b>32230</b> U81	<b>32234</b> U75	<b>32238</b> U75	<b>32242</b> U54	<b>32246</b> U75	<b>32250</b> U71

COLLECTIONS



OUT  
CHICAGO ROAD/90X90/A/C/R & P.V./20X90/A/C/R & ANG.P.V./20X90/A/C/R & E.P.V./20X90/A/C/R & REJ./15X45/A/C/R & ANG.REJ./15X45/A/C/R

IN  
D.CHICAGO ROAD MOSAIC SP/30X30 & PL/18 CHICAGO ROAD/30X90

Dukeson  
WALL&FLOOR

65